




DataMate Parts Manual 60 Hz Rev. 1992

Liebert Corporation may make improvements and/or changes in the products described in the document at any time without notice. Part numbers and technical information are subject to change without prior notice.

Liebert Corporation assumes no responsibility and disclaims all liability for incidental or consequential damages resulting from use of this information from errors or omissions.



CS&S

EXCELLENCE THROUGH TEAMWORK

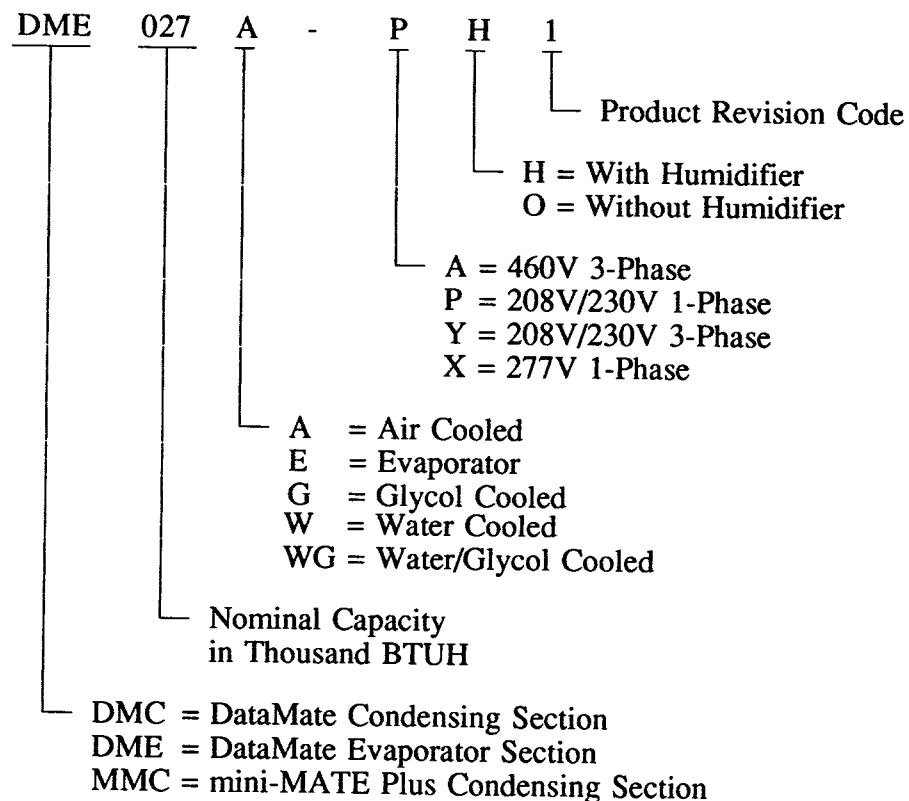
DataMate

Parts
Manual

60 Hz

DataMate®

DMC014A,020A,027A,037A
DME014A,020A,027A,037A (Old Style)
DME014E,020E,027E,037E
DMC015WG,022WG,029WG,040WG

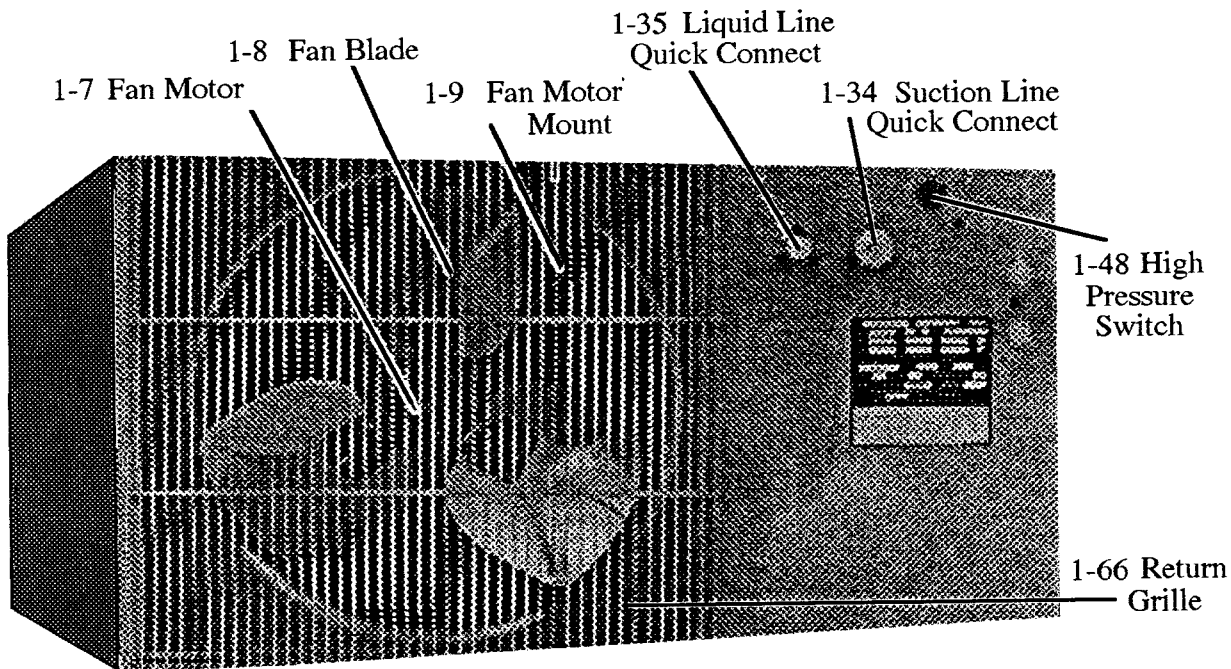


DataMate Model Number Assignment

DataMate®

Air Cooled Model
Propeller Fan

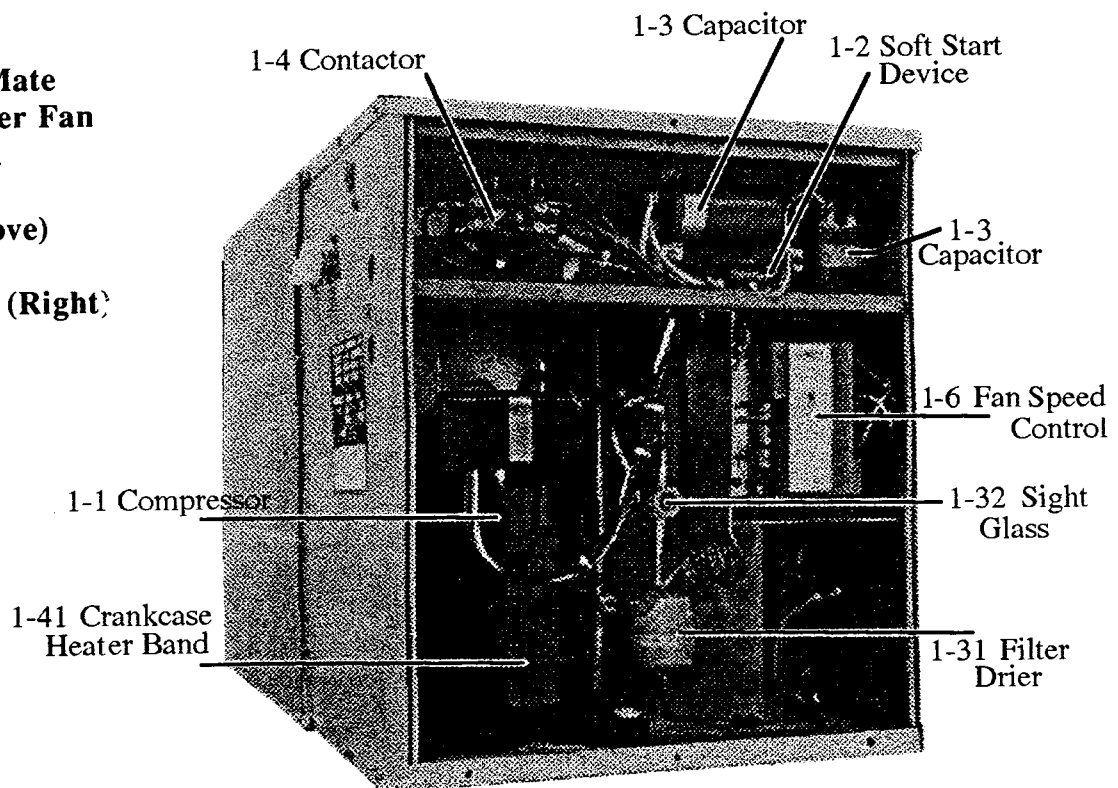
DMC014A, DMC020A,
DMC027A, 037A, 067A



**Figure 1 DataMate
Outdoor Propeller Fan
Condensing Unit**

Front View (Above)

Right Side View (Right)



[illegible]

DataMate®

Air Cooled Model

Propeller Fan

DMC014A, DMC020A,

DMC027A, 037A, 067A

1-30 Piping, Wiring

FN•	DESCRIPTION	MODEL NUMBER / PART NUMBER				
		DMC014A	DMC020A	DMC027A	DMC037A	DMC067A
1-30	Piping					
1-31	Filter Drier, 1/4"	1C21132P1	1C21132P1	— — — —	— — — —	— — — —
1-31	Filter Drier, 3/8"	— — — —	— — — —	P03-0030	P03-0030	— — — —
1-31	Filter Drier Solder	— — — —	— — — —	— — — —	— — — —	128177P1
1-32	Sight Glass, 1/4"	1A21133P1	1A21133P1	— — — —	— — — —	— — — —
1-32	Sight Glass, 3/8"	— — — —	— — — —	P-3870	P-3870	— — — —
1-32	Sight Glass, 1/2"	— — — —	— — — —	— — — —	— — — —	P-0050
1-33	Valve, Solenoid	126630P1	126630P1	126630P1	126630P1	— — — —
1-34	Quick Connect, Suction Line	1C19509P4	1C19509P4	1C19509P1	1C19509P2	1C19509P8
1-35	Quick Connect, Liquid Line	1C19509P6	1C19509P6	1C19509P5	1C19509P5	1C19509P4
1-36	Valve, Head Pressure, Assembly					
1-37	Valve, Check, 3/8"	1A21208P1	1A21208P1	1A21208P1	1A21208P1	— — — —
1-37	Valve, Check, 3/8"	W-0092	W-0092	W-0092	W-0092	— — — —
1-37	Valve, Check, 1/2"	— — — —	— — — —	— — — —	— — — —	127904P1
1-37	Valve, Check, 1/2"	— — — —	— — — —	— — — —	— — — —	W-0091
1-38	Valve, Low Ambient	1C21207P1	1C21207P1	1C21207P1	1C21207P1	127936P1
1-39	Valve, Access Body	P-3910	P-3910	P-3910	P-3910	P-3910
1-40	Wiring					
1-41	Crankcase Heater Band	1C21138P2	1C21138P2	1C21138P2	1C21138P1	1C21138P1
1-42	Electrical Box, Components					
1-43	Box, Electrical	121708P1	121708P1	121708P1	121708P1	121708P1
1-44	Capacitor, 5 Microfarad, 370 VA	B-1220	B-1220	B-1220	B-1220	— — — —
1-44	Capacitor, 10 Microfarad, 370 VA	— — — —	— — — —	B03-0030	— — — —	B03-0030
1-44	Capacitor, 15 Microfarad, 370 VA	— — — —	— — — —	— — — —	— — — —	B03-002A
1-44	Capacitor, 20 Microfarad, 370 VA	1A19536P1	— — — —	— — — —	— — — —	— — — —
1-44	Capacitor, 25 Microfarad, 370 VA	C03-005A	C03-005A	— — — —	— — — —	— — — —
1-44	Capacitor, 30 Microfarad, 370 VA	— — — —	— — — —	1A19537P1	— — — —	— — — —
1-44	Capacitor, 40 Microfarad, 370 VA	— — — —	— — — —	— — — —	1A19538P1	— — — —
1-45	Contactor, 2-Pole, 24V, 25A/35A	E-011B	E-011B	E-011B	E-011B	— — — —
1-45	Contactor, 3-Pole, 24V	— — — —	— — — —	E-009F	— — — —	E-009F
1-45	Contactor, 3-Pole, 24V	— — — —	— — — —	— — — —	— — — —	124501P1
1-46	Capacitor, Start	1C21248P3	127194P1	127194P1	127194P2	— — — —
1-47	Relay, Potential	1B21249P3	127195P1	127195P1	127195P2	127195P1
1-48	Switch, High Pressure, 24V, 360 PSI	1C21139P1	1C21139P1	1C21139P1	1C21139P1	— — — —
1-48	Switch, High Pressure, 2P2T	— — — —	— — — —	127938P2	127938P2	127938P2
1-48	Switch, High Pressure, 1P2T	127972P1	127972P1	127972P1	127972P1	127972P1
1-49	Bracket, High Pressure Cutout	121710P1	121710P1	121710P1	121710P1	121710P1


**DMC014A, DMC020A,
DMC027A, 037A, 067A**

*Find Number (FN)

Page 1-3

DataMate®

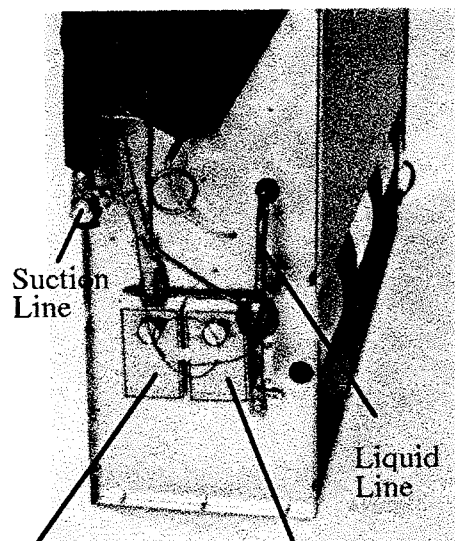
Evaporator Model
(Indoor, Old Style)
DME014A, DME020A,
DME027A, DME037A



2-70 Exterior Panels

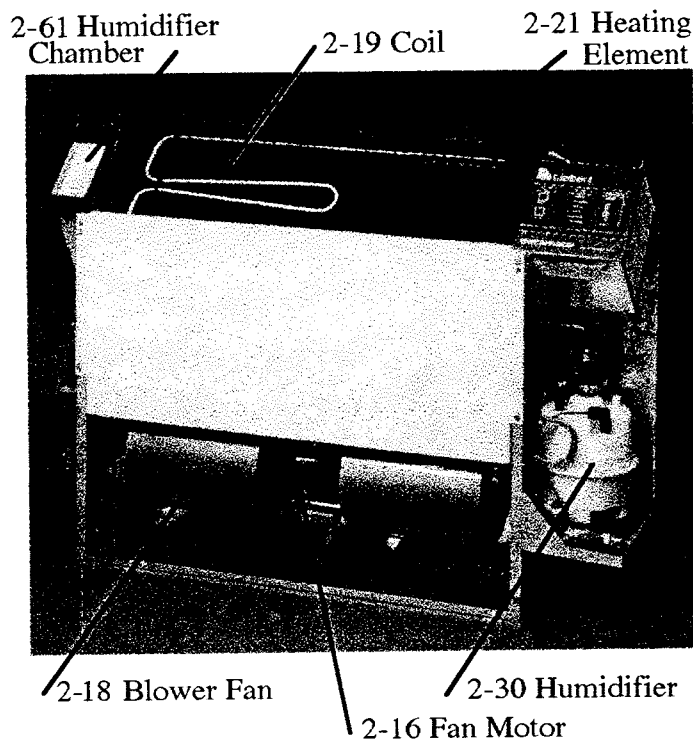


2-1 Control Box



2-55 Dehumidistat

2-54 Humidistat



2-61 Humidifier Chamber

2-19 Coil

2-21 Heating Element

2-18 Blower Fan

2-16 Fan Motor

2-30 Humidifier

Figure 2 DataMate Indoor Evaporator Unit (Old Style) General Arrangement

**Evaporator Model
(Indoor, Old Style)**
**DME014A, DME020A,
DME027A, DME037A**

***Find Number (FN)**

DataMate Parts Manual, December 1992

2-30 Humidifier (American-/European-Built)

*Find Number (FN)

FN•	DESCRIPTION	PART NUMBER	
		American-Built	European-Built
2-30	Humidifier, Assembly	124130G1	— — — —
2-31	Bottle, Assembly	1D16378P42	1D16378P42
2-32	Plate, Fill Valve Mount	124123P1	— — — —
2-33	Valve, Sol/Strainer/Flo Regulator	1C19585P1	— — — —
2-34	Valve, Solenoid, Drain	1C19657P1	— — — —
2-35	Elbow 90 1/2" tube x 3/8" NPTF	1A19662P1	— — — —
2-36	Tee, Nylon, 3/8" Tube x 1/4" MPT x 3/8"	1A19664P1	— — — —
2-37	Connector, Nylon, 3/8" Tube x 3/8" MPT	1A19661P1	— — — —
2-38	Reducer 1/4" to 1/8"	1A19660P1	— — — —
2-39	Tube, PVC FLX, Clear, 3/8" OD	1A18222P1	— — — —
2-40	Tube, Neoprene, 3/8" OD x 1/4" ID	124222P1	— — — —
2-41	Plus, Pipe, Nylon, 3/8" OD	1A19691P1	— — — —
2-42	Plate, Skinner, Humidifier Fill	1C19732P1	— — — —
2-43	Adaptor, Block Skinner Valve (Small, Drain)	1A19704P1	— — — —
2-44	Elbow, Brass, 1/4" COMP x 1/4" MPT	P15-0250	— — — —
2-45	Nut, Compression Brass, 1/4"	P-057B	— — — —
2-46	Sleeve, Compression Brass, 1/4"	P-057A	— — — —
2-47	Connector, Nylon, 3/8" Tube x 1/4" MPT	1A19749P1	— — — —
2-48	Tube, Capillary, Assembly (Fill)	1C19702G1	— — — —
2-49	Clamp, Hose, Worm Drive, 1 SS	P-3830	— — — —
2-50	Clamp, Hose, Worm Drive, 1 1/4" SS	124216P1	— — — —
2-51	Hose, Rubber, Steam, 7/8" ID x 2" L, 10 PSI, Red (2 Ea per Assembly)	124220P1	— — — —
2-52	Support, Tube, 1/4" OD, P-Propylene (2 Ea per Assembly)	124224P1	— — — —
2-53	Support, Tube, 3/8" OD, P-Propylene (2 Ea per Assembly)	124225P1	— — — —
2-54	Humidistat	E-0330	1D16378P48
2-55	Dehumidistat	E-0340	1D16378P49
2-56	Connector, Electrode	— — — —	1D16378P43
2-57	Valve, Solenoid, Humidifier Fill	— — — —	1D16378P44
2-58	Valve, Solenoid, Humidifier Drain	— — — —	1D16378P45
2-59	Strainer, Humidifier Water	— — — —	1D16378P46
2-60	Regulator, Pressure, Humidifier Supply	— — — —	1D16378P47
2-61	Chamber, Humidifier	— — — —	1D16378P64
2-62	Grille, Discharge, Humidifier	— — — —	1D16378P68
2-63	Tube, Drain, 12 mm, Plastic, Black	— — — —	1D16378P69
2-64	Sleeve, Tube Support, 12 mm	— — — —	1D16378P70
2-65	Drain, Elbow, Plastic, 12 mm	— — — —	1D16378P71
2-66	Capillary Tube Fill, Assembly	— — — —	1D16378P72
2-67	Nut Compression, 12 mm	— — — —	124245P1
2-68	Ferrule Compression, 12 mm	— — — —	124246P1
2-69	Circuit Breaker, Overload, 3.2A	— — — —	1D16378P65

***Find Number (FN)**

DataMate Parts Manual, December 1992 *Page 3-1*

**Evaporator Model
(Indoor, New Style)**
DME020E, DME027E,
DME037E, DME044C

3-30 Humidifier

***Find Number (FN)**

[illegible]

Evaporator Model
(Indoor, New Style)
DME020E, DME027E,
DME037E, DME044C

Print Number (PN)

Page 3-3


3-90 Wiring

*Find Number (FN)

FN*	DESCRIPTION	MODEL NUMBER / PART NUMBER			
		DME020E	DME027E	DME037E	DME044C
3-90	Wiring				
3-91	PCB, Temperature/Humidity	4C1321G2	4C1321G2	4C1321G2	4C1321G2
3-92	Standoff, .25 w/Locking Tab, Circuit Board	1A18608P1	1A18608P1	1A18608P1	1A18608P1
3-93	Wire Harness, Sensor, Temperature/Humidity	127700G1	127700G1	127700G1	127700G1
3-94	Electric Panel, w/Reheat (except as indicated)				
3-95	Safety Stat	1D16378P20	1D16378P20	1D16378P20	1D16378P20
3-96	Box, Control, Bottom Bezel	130898P2	130898P2	130898P2	130898P2
3-97	Box, Control, Left Bezel	132452P1	132452P1	132452P1	132452P1
3-98	Relay, 1P2T, 24V	E03-0170	E03-0170	E03-0170	E03-0170
3-99	Power Block, 2-Pole	121187P1	121187P1	121187P1	121187P1
3-100	Transformer, 75 VA	E03-0010	E03-0010	E03-0010	E03-0010
3-101	Circuit Breaker, Miniature, 3.2A	E-276C	E-276C	E-276C	E-276C
3-102	Wire Harness, Motor	130914G1	130914G1	130914G1	130914G1
3-103	Terminal Strip Section, End Barrier	132487P2	132487P2	132487P2	132487P2
3-104	Terminal Strip Section, 1-Position	132487P1	132487P1	132487P1	132487P1
3-105	Wire Harness, High Voltage	131104G1	131104G1	131104G1	131104G1
3-106	Wire Harness, Control, w/Reheat	131103G3	131103G3	131103G3	131103G4
3-106	Wire Harness, Control, no Reheat	131103G2	131103G2	131103G2	131103G1
3-107	Relay, Electric Reheat	131116P1	131116P1	131116P1	131116P1
3-108	Wire Harness, Low Voltage, PCB Terminal Block	131115G1	131115G1	131115G1	131115G1
3-108	Wire Harness, Low Voltage, PCB Terminal Block	132485G1	132485G1	132485G1	132485G1
3-109	Bracket, Control Box Mount	124133P1	124133P1	124133P1	124133P1
3-110	Fastener, Cable Tie, Pad, Small	G05-1070	G05-1070	G05-1070	G05-1070
3-110	Fastener, Cable Tie, Small	E-0560	E-0560	E-0560	E-0560
3-111	Control Box				
3-112	Top, 20 Gauge, Galvanized Steel	130897P2	130897P2	130897P2	130897P2
3-113	Standoff, .25 1/4 Turn Nyl	1A18607P1	1A18607P1	1A18607P1	1A18607P1
3-114	Bracket, Hat Section	130900P1	130900P1	130900P1	130900P1
3-115	PCB, Control	4D13391G1	4D13391G1	4D13391G1	4D13391G1
3-116	Spacer, Round, 3/16" x 3/16"	S30-0060	S30-0060	S30-0060	S30-0060
3-117	Wire Hireness, SiteScan PCB/Terminal Block	131117G1	131117G1	131117G1	131117G1
3-118	Spacer, Control Box, .062 Phenolic	134196P1	134196P1	134196P1	134196P1
3-119	PCB, Interface	4C13521G3	4C13521G3	4C13521G3	4C13521G3
3-111	Control Box (Lvl-1 Electronics)	Use FN 2-1	Use FN 2-1	Use FN 2-1	— — — —

***Find Number (FN)**

DataMate Parts Manual, December 1992
Page 3-5



4-23 Exterior Panels

Water/Glycol Piggyback




Figure 4 DataMate Water/Glycol Piggyback Condensing Unit

4 Piggyback Condensing Unit

*Find Number (FN)

FN*	DESCRIPTION	MODEL NUMBER / PART NUMBER			
		DMC015WG	DMC022WG	DMC029WG	DMC040WG
4-1	Compressor and Compressor Mounts				
4-1	Compressor, Hermetic, 208V/230V, 1-Phase, 60 Hz	1D21113P1	121198P1	121199P1	1D21116P1
4-2	Mount (4 Ea)	C03-0020	C03-0020	C03-0020	C03-0020
4-3	Plate, Wire Access	121886P1	121886P1	121886P1	121886P1
4-4	Bracket, Heat Exchanger	121181P1	121181P1	121181P1	121181P1
4-5	Condenser, Brazed Plate	121197P1	121197P2	121197P3	121197P4
4-6	Wiring				
4-7	Box, Electric	121173P1	121173P1	121173P1	121173P1
4-8	Cover, Box	121174P1	121174P1	121174P1	121174P1
4-9	Resistor, Soft Start, 12.5 Ohm	1C19540P1	1C19540P1	1C19540P1	1C19540P1
4-10	Contact, 2-Pole, 24V	1C21105P1	1C21105P1	1C21105P1	1C21105P1
4-11	Capacitor, 20 Microfarad	1A19536P1	— — —	— — —	— — —
4-11	Capacitor, 25 Microfarad	— — —	C03-005A	— — —	— — —
4-11	Capacitor, 30 Microfarad	— — —	— — —	1A19537P1	— — —
4-11	Capacitor, 40 Microfarad	— — —	— — —	— — —	1A19538P1
4-12	Bracket, Capacitor Mount, 1-3/4"	S67-0010	S67-0010	S67-0010	S67-0010
4-12	Bracket, Capacitor Mount, 2"	— — —	— — —	1A19542P1	1A19542P1
4-13	Plate, Capacitor Adaptor	123554P1	123554P1	— — —	— — —
4-14	Power Block, 2-Pole	121187P1	121187P1	121187P1	121187P1
4-15	Piping				
4-16	Switch, High Pressure, 360 PSI	P15-0080	P15-0080	P15-0080	P15-0080
4-17	Valve, Water-Regulating, 1/2"	127170P2	127170P2	— — —	— — —
4-17	Valve, Water-Regulating, 3/4"	— — —	— — —	127170P3	127170P3
4-18	Sight Glass, 1/4" Sweat	1A21133P1	1A21133P1	— — —	— — —
4-18	Sight Glass, 3/8" Sweat	— — —	— — —	P-3870	P-3870
4-19	Filter Drier, 1/4"	1C21132P1	1C21132P1	— — —	— — —
4-19	Filter Drier, 3/8"	— — —	— — —	P03-0030	P03-0030
4-20	Quick Connect, Suction Line	1C19509P4	1C19509P4	1C19509P1	1C19509P2
4-21	Quick Connect, Liquid Line	1C19509P6	1C19509P6	1C19509P5	1C19509P5
4-22	Bracket, Piping Support	121186P1	121186P1	121186P1	121186P1
4-23	Exterior Panels, Hardware, and Paint				
4-24	Front Panel	121179P1	121179P1	121179P1	121179P1
4-25	Left Panel	121195P1	121195P1	121195P1	121195P1
4-26	Top Panel	121190P1	121190P1	121190P1	121190P1
4-27	Hook, Panel (2 Ea)	121196P1	121196P1	121196P1	121196P1
4-28	Lock, Panel (2 Ea)	1D16378P63	1D16378P63	1D16378P63	1D16378P63
4-29	Plate, Wire Housing	121887P1	121887P1	121887P1	121887P1
4-30	Plate, Wire Access	121886P1	121886P1	121886P1	121886P1
4-31	Sprayer, Touch-Up Paint	S-1090	S-1090	S-1090	S-1090

