




DataMate (European) Parts Manual 60 Hz

Liebert Corporation may make improvements and/or changes in the products described in the document at any time without notice. Part numbers and technical information are subject to change without prior notice.

Liebert Corporation assumes no responsibility and disclaims all liability for incidental or consequential damages resulting from use of this information from errors or omissions.



CS&S
EXCELLENCE THROUGH TEAMWORK

DataMate™

PARTS MANUAL

60 HERTZ

DataMate

Parts Manual

60 Hertz

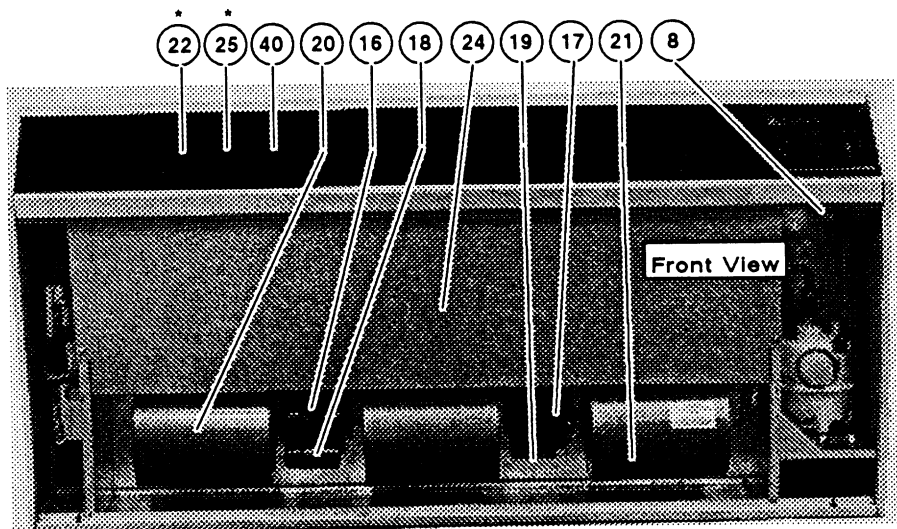

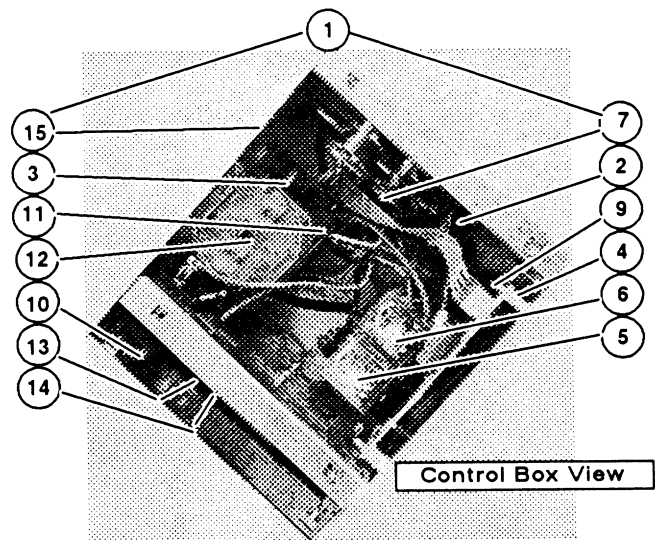
Disclaimer of Warranties and Limitation of Liabilities

The authors and editors have taken every precaution to ensure accuracy and completeness in this manual. The authors and editors make no expressed or implied warranty of any kind with regard to the documentation in this manual. Liebert Corporation assumes no responsibility, and disclaims all liability for incidental or consequential damages resulting from the use of this information or from errors or omissions. Liebert Corporation may make improvements and/or changes in the product(s) described in this manual at any time. Information in this manual is subject to change at any time and does not represent a commitment on the part of Liebert Corporation.



A **Reader Comment Form** is at the back of this manual. If the form is not there, address comments to: Liebert Corporation, Customer Service & Support Division, 250 East Wilson Bridge Road, Suite 100, CS&S Documentation Department, Worthington, OH 43085. Liebert Corporation may use or distribute the information you supply in any way it believes appropriate without incurring any obligation whatever.

Liebert® and the Liebert logo are registered trademarks of Liebert Corporation. Emerson® and the Emerson logo are registered trademarks of Emerson Electric Co. DataMate® is a registered trademark of of Liebert Corporation.


DataMate Indoor Unit




* NOTE: Evaporator coil (22) and reheat element (25) are located behind discharge grille (40).



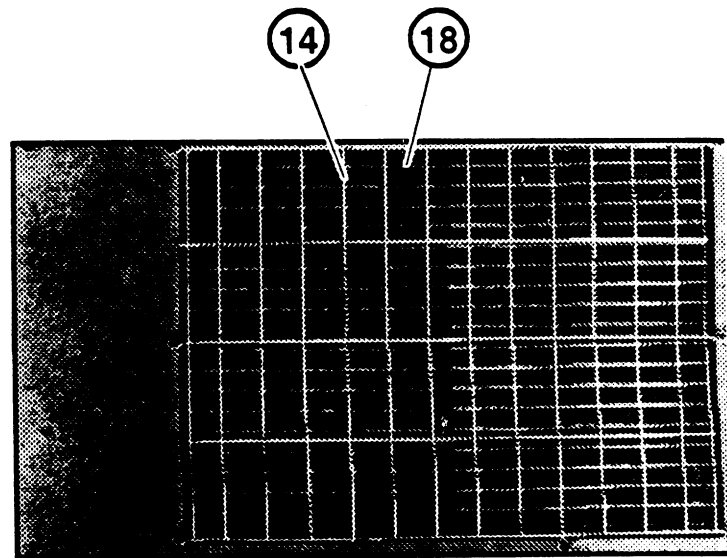
DataMate Outdoor Condensing Unit



End View



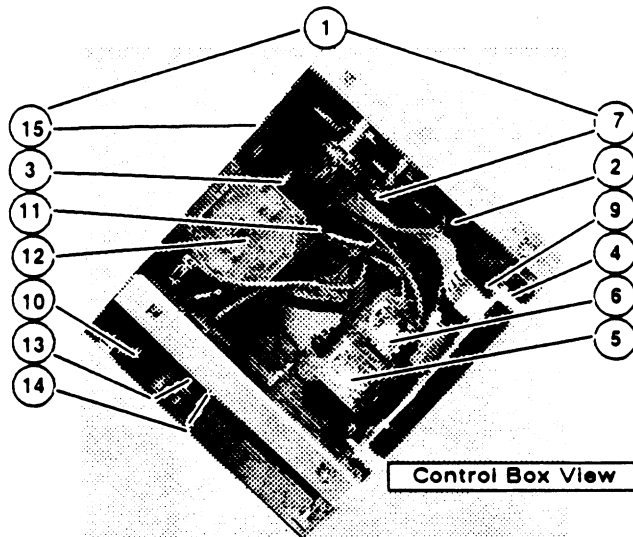


Return Air View




Discharge Air View

DataMate Indoor Unit



* NOTE: Evaporator coil (22) and reheat element (25) are located behind discharge grille (40).

Right End View



DATAMATE OUTDOOR (CONDENSING) UNIT

PAGE-ITEM	DESCRIPTION	PART NUMBER
1 - 1	COMPRESSOR, DMC014A 208/230 VOLT, 1 PHASE	1D21113P1
1 - 1	COMPRESSOR, DMC020A 208/230 VOLT, 1 PHASE	1D21114P1
1 - 1	COMPRESSOR, DMC027A 208/230 VOLT, 1 PHASE	C15-0190
1 - 1	COMPRESSOR, DMC037A 208/230 VOLT, 1 PHASE	1D21116P1
1 - 1	COMPRESSOR, DMC037A 208/230 VOLT, 3 PHASE	1D21116P2
1 - 2	COMPRESSOR, DMC014A & 20A SOFT START DEVICE	1C21124P2
1 - 2	COMPRESSOR, DMC027A & 37A(1PH) SOFT START DEVICE	1C21124P1
1 - 3	COMPRESSOR, DMC014A 20MFD CAPACITOR	1A19536P1
1 - 3	COMPRESSOR, DMC020A 25MFD CAPACITOR	C03-005A
1 - 3	COMPRESSOR, DMC027A 30MFD CAPACITOR	1A19537P1
1 - 3	COMPRESSOR, DMC037A, 1 PHASE 40MFD CAPACITOR	1A19538P1
1 - 4	COMPRESSOR CONTACTOR 25 AMP, 1 PHASE	E-011B
1 - 4	COMPRESSOR CONTACTOR 25 AMP, 3 PHASE	E-009F
1 - 5	FAN MOTOR RUN CAPACITOR 5MFD CAPACITOR	B-1220
1 - 6	CRANKCASE HEATER, DMC014A & 20A & 27A	1C21138P1
1 - 7	FAN SPEED CONTROL	1C25446P1

DATAMATE OUTDOOR (CONDENSING) UNIT

PAGE-ITEM	DESCRIPTION	PART NUMBER
1 - 8	FILTER/DRYER 1/4 INCH, DMC014A & 20A	1C21132P1
1 - 8	FILTER/DRYER 3/8 INCH, DMC027A & 37A	P03-0030
1 - 9	SIGHT GLASS 1/4 INCH, DMC014A & 20A	1A21133P1
1 - 9	SIGHT GLASS 3/8 INCH, DMC027A & 37A	P-3870
N/A	SOLENOID, DMC027A	126630P1
1 - 10	1/5 HP FAN MOTOR, DMC014A & 20A 208/230 VOLT, 1 PHASE	1D21121P1
1 - 10	1/5 HP FAN MOTOR DMC027A & 37A 208/230 VOLT, 1 PHASE	1D21122P1
1 - 10	1/5 HP FAN MOTOR DMC037A 208/230 VOLT, 3 PHASE	1D21122P1
1 - 11	FAN BLADE, DMC014A & 20A	1C21119P1
1 - 11	FAN BLADE, DMC027A & 37A	1C21120P1
1 - 12	FAN MOTOR MOUNT	1C21123P1
1 - 13	HIGH PRESSURE 360 P.S.I. DMC014,020,027,037	1C21139P1
1 - 14	CONDENSER COIL, DMC014A	1D21109P1
1 - 14	CONDENSER COIL, DMC020A	1D21107P1
1 - 14	CONDENSER COIL, DMC027A	1D21106P1
1 - 14	CONDENSER COIL, DMC037A	1D21108P1
1 - 15	SUCTION LINE QUICK CONNECT, DMC014A & 20A	1C19509P4
1 - 15	SUCTION LINE QUICK CONNECT, DMC027A	1C19509P1
1 - 15	SUCTION LINE QUICK CONNECT, DMC037A	1C19509P2

DATAMATE OUTDOOR (CONDENSING) UNIT

PAGE-ITEM	DESCRIPTION	PART NUMBER
1 - 16	LIQUID LINE QUICK CONNECT, DMC014A & 20A	1C19509P6
1 - 16	LIQUID LINE QUICK CONNECT, DMC027A & 37A	1C19509P5
1 - 17	RETURN GRILLE, DMC014A & 20A	1C21118P1
1 - 17	RETURN GRILLE, DMC027A	1C21130P1
1 - 17	RETURN GRILLE, DMC037A	1C21131P1
1 - 18	DISCHARGE GRILLE, DMC014A & 20A	1C21126P1
1 - 18	DISCHARGE GRILLE, DMC027A	1C21128P1
1 - 18	DISCHARGE GRILLE, DMC037A	1C21129P1

DATAMATE INDOOR UNIT

PAGE-ITEM	DESCRIPTION	PART NUMBER
=====		
2 - 1	COMPLETE CONTROL BOX, DME027A & DME037A	1D16378P10
	<<<< BREAK DOWN OF CONTROL BOX >>>>	
2 - 2	CONTROL TRANSFORMER, 25VA	1D16378P17
2 - 3	DISPLAY PRINTED CIRCUIT BOARD	1D16378P12
2 - 4	RELAY PRINTED CIRCUIT BOARD	1D16378P21
2 - 5	REHEAT RELAY, 4 POLE, 28 AMP	1D16378P15
2 - 6	RELAY, 2 POLE, 12 AMP, 4 EACH	1D16378P16
2 - 7	REHEAT SAFETY, 220 DEGREES F (1ea. DMC014A & DMC020A) (2ea. DMC027A & DMC037A)	1D16378P20
2 - 8	HUMIDIFER DRAIN SWITCH	1D16378P18
2 - 9	HUMIDIFER OVERCURRENT PROTECTOR	1D16378P19
2 - 10	TRANSFORMER CIRCUIT BREAKER, 3.2A	1D16378P65
2 - 11	THERMOSTAT	1D16378P13
2 - 12	CONTROL KNOB	1D16378P14
2 - 13	TERMINAL BLOCK, 230 VOLT, 3 POLE	1D16378P22
2 - 14	TERMINAL BLOCK, 24 VOLT, 4 POLE	1D16378P23
2 - 15	FACEPLATE	1D16378P11

DATAMATE INDOOR UNIT

PAGE-ITEM	DESCRIPTION	PART NUMBER
=====		
2 - 16	FAN MOTOR, 1/8 HP, DOUBLE SHAFT DME027A	124102P1
2 - 16	FAN MOTOR, 1/6 HP, DOUBLE SHAFT DME020A & DME037A	124101P1
2 - 17	FAN MOTOR, 1/13 HP, SINGLE SHAFT DME027A	124104P1
2 - 17	FAN MOTOR, 1/9 HP, SINGLE SHAFT DME037A	124103P1
2 - 18	FAN MOTOR START CAPACITOR, 6 MFD, DOUBLE SHAFT	1D16378P67
2 - 19	FAN MOTOR START CAPACITOR 3 MFD, DOUBLE SHAFT	1D16378P66
2 - 20	FAN BLOWER, CLOCKWISE DME014A & DME027A	124117G1
2 - 20	FAN BLOWER, CLOCKWISE DME020A & DME037A	124117G2
2 - 21	FAN BLOWER, COUNTER-CLOCKWISE DME014A & DME027A	1D16378P51
2 - 21	FAN BLOWER, COUNTER-CLOCKWISE DME020A & DME037A	1D16378P53
2 - 22	EVAPORATOR COIL, DME020A	124105P1
2 - 22	EVAPORATOR COIL, DME027A	124105P2
2 - 22	EVAPORATOR COIL, DME037A	124105P3
2 - 23	EXPANSION VALVE, DME020A	1C19507P3
2 - 23	EXPANSION VALVE, DME027A	1C19507P1
2 - 23	EXPANSION VALVE, DME037A	1C19507P2

DATAMATE INDOOR UNIT

PAGE-ITEM	DESCRIPTION	PART NUMBER
2 - 25	REHEAT ELEMENT, 2.5KW DME020A	124067P1
2 - 25	REHEAT ELEMENT, 2.5KW DME027A & DME037A	124068P1
HUMIDIFER COMPONENTS / EUROPEAN BUILT		
2 - 26	HUMIDIFER BOTTLE ASSEMBLY	1D16378P42
2 - 27	HUMIDIFER ELECTRODE CONNECTOR	1D16378P43
2 - 28	HUMIDIFER FILL SOLENOID	1D16378P44
2 - 29	HUMIDIFER DRAIN SOLENOID	1D16378P45
2 - 30	HUMIDIFER WATER STRAINER	1D16378P46
2 - 31	HUMIDIFER SUPPLY PRESSURE REG.	1D16378P47
2 - 32	HUMIDISTAT	1D16378P48
2 - 33	DEHUMIDISTAT	1D16378P49
2 - 34	HUMIDIFER CHAMBER	1D16378P64
2 - 35	HUMIDIFER DISCHARGE GRILL	1D16378P68
	DRAIN TUBE 12mm PLASTIC (BLACK)	1D16378P69
	TUBE SUPPORT SLEEVE 12mm	1D16378P70
	ELBOW PLASTIC 12mm DRAIN	1D16378P71
	ASSY. CAPILLARY TUBE FILL	1D16378P72
	NUT COMPRESSION 12mm	124245P1
	FERRULE COMPRESSION 12mm	124246P1

DATAMATE INDOOR UNIT

PAGE-ITEM	DESCRIPTION	PART NUMBER
=====		
HUMIDIFER COMPONENTS / AMERICAN BUILT		
	COMPLETE ASSEMBLY	124130G1
	PLATE HUMID. FILL VALVE MOUNT.	124123P1
2 - 26	HUMIDIFER BOTTLE ASSEMBLY	1D16378P42
	VALVE SOL/STRAINER/FLO REGULATOR	1C19585P1
	VALVE SOLENIOD DRAIN	1C19657P1
	ELBOW 90 1/2" TUBE x 3/8" nptf	1A19662P1
	T NYLON 3/8" TUBE x 1/4" mpt x 3/8" TUBE	1A19664P1
	CONNECTOR NYLON 3/8" TUBE x 3/8" mpt	1A19661P1
	REDUCER 1/4" TO 1/8"	1A19660P1
	TUBING PVC FLX CLEAR 3/8" OD	1A18222P1
	TUBING NEOPRENE 3/8" OD x 1/4" ID	124222P1
	PLATE HUMIDIFER FILL	1C19732P1
	ADAPTOR BLOCK SKINNER (DRAIN)	1A19704P1
	ELBOW BRASS 1/4" com x 1/4" mpt	P15-0250
	NUT COMPRESSION BRASS 1/4"	P-057B
	SLEEVE COMPRESSION BRASS 1/4"	P-057A
	CONNECTOR NYLON 3/8" TUBE x 1/4" mpt	1A19749P1
	CAPILLARY TUBE ASSEMBLY (FILL)	1C19702G1
	CLAMP HOSE WORM DRIVE	124216P1
	HOSE STEAM 7/8" ID 2EA. PER ASSY.	124220P1
	ELBOW NYLON MALE 3/8" TUBE x 1/4" mpt	1A25177P1
	TUBE SUPPORT 1/4" OD 2EA. PER ASSY.	124224P1

DATAMATE INDOOR UNIT

PAGE-ITEM	DESCRIPTION	PART NUMBER
------------------	--------------------	--------------------

EXTERIOR PANELS DME020A CABINET BREAKDOWN

	PANEL CABINET TOP	124075P2
	PANEL CABINET UPPER FRONT	124076P2
	PANEL CABINET LOWER FRONT	124077P2
	PANEL CABINET LEFT SIDE	124079P1
	PANEL CABINET RIGHT SIDE	124079P2
	PANE FRAME SERVICE	124081P2
2 - 36	AIR FILTER DME020A	124159G2
2 - 38	PANEL LOCK (2 EACH)	1D16378P63
2 - 39	RETURN/INLET GRILLE	1D16378P56
2 - 40	DISCHARGE/OUTLET GRILLE	1D16378P57
2 - 41	PLASTIC CONTROL BOX COVER	1D16378P60

EXTERIOR PANELS DME027A & DME037A CABINET BREAKDOWN

	PANEL CABINET TOP	124075P1
	PANEL CABINET UPPER FRONT	124076P1
	PANEL CABINET LOWER FRONT	124077P1
	PANEL CABINET LEFT SIDE	124079P1
	PANEL CABINET RIGHT SIDE	124079P2
	PANEL FRAME SERVICE	124081P1
2 - 36	AIR FILTER DME020A	124159G1
2 - 38	PANEL LOCK (2 EACH)	1D16378P63
2 - 39	RETURN/INLET GRILLE	1D16378P58
2 - 40	DISCHARGE/OUTLET GRILLE	1D16378P59
2 - 41	PLASTIC CONTROL BOX COVER	1D16378P60

TOUCH UP PAINT FOR ALL DME INDOOR UNITS

TOUCH UP PAINT 6oz. BOTTLE (SPECIFY COLOR Z-0240 WHEN ORDERING)	S-1100
PERVAL SPRAYER FOR TOUCH UP	S-1090

add

DATAMATE PIGGYBACK (CONDENSING) UNIT

PAGE - ITEM	DESCRIPTION	PART NUMBER
COMPRESSORS/COMPONENTS		
	Compressor, DMC015WGP00 (1 Ton) 208/230 Volt, 1 Phase	1D21113P1
	Compressor, DMC022WGP00 (1.5 Ton) 208/230 Volt, 1 Phase	121198P1
	Compressor, DMC029WGP00 (2 Ton) 208/230 Volt, 1 Phase	121199P1
	Compressor, DMC040WGP00 (3 Ton) 208/230 Volt, 1 Phase	1D21116P1
	Compressor Mounting, All Units, 4 ea	C03-0020
	Pressure Switch, Hi-Cutout 360psi	P15-0080
	Soft Start Resistor, 12.5ohm	1C19540P1
	Compressor Contactor, 2pl 24v	1C21105P1
	Compressor Capacitor, 1 Ton, 20mf	1A19536P1
	Compressor Capacitor, 1.5 ton, 25mf	C03-005A
	Compressor Capacitor, 2 ton, 30mf	1A19537P1
	Compressor Capacitor, 3 Ton, 40mf	1A19538P1
	Power Block, 2 pole	121187P1

add

DATAMATE PIGGYBACK (CONDENSING) UNIT

PAGE - ITEM	DESCRIPTION	PART NUMBER
-------------	-------------	-------------

CONDENSERS

Condenser, Brazed Plate, DMC015WGP00	121197P1
Condenser, Brazed Plate, DMC022WGP00	121197P2
Condenser, Brazed Plate, DMC029WGP00	121197P3
Condenser, Brazed Plate, DMC040WGP00	121197P4

WATER REGULATING VALVES

Valve Water Regulating, 1 & 1.5 Ton, 1/2"	127170P2
Valve Water Regulating, 2 & 3 Ton, 3/4"	127170P3

PIPING COMPONENTS

Sight Glass, 1/4" sweat, 1 & 1.5 Ton	1A21133P1
Sight Glass, 3/8" sweat, 2 & 3 Ton	P-3870
Filter Drier, 1/4", 1 & 1.5 Ton	1A21132P1
Filter Drier, 3/8", 2 & 3 Ton	P03-0030
Liquid Coupling, .25od, 1 & 1.5 Ton	1C19509P6
Liquid Coupling, .38od, 2 & 3 Ton	1C19509P5
Suction Coupling, .50od 1 & 1.5 Ton	1C19509P4
Suction Coupling, .62od, 2 Ton	1C19509P1
Suction Coupling, .88od, 3 Ton	1C19509P2

add

DATAMATE PIGGYBACK (CONDENSING) UNIT

PAGE - ITEM	DESCRIPTION	PART NUMBER
EXTERIOR PANEL ALL PIGGYBACK UNITS		
	Panel Lock (2 each)	1D16378P63
	Panel Exterior Front, DM PGBK	121179P1
	Panel Exterior Left, DM PGBK	121195P1
	Hook, Panel Datamate PGBK (2 each)	121196P1
	Panel Exterior Top, DM PGBK	121190P1
	Plate Wire Housing, DM PGBK	121887P1
	Plate Wire Access, DM PGBK	121886P1
	Touch up Paint, 6oz Bottle (Specify Color Z-0240 when ordering)	S-1100
	Preval Sprayer for Touch Up	S-1090

C

C



CS&S

EXCELLENCE THROUGH TEAMWORK



**CUSTOMER SERVICE
& SUPPORT DIVISION**

**LIEBERT CORPORATION
SUBSIDIARY OF EMERSON ELECTRIC CO.**

Printed in the U.S.A.

*Liebert and the Liebert logo
are registered trademarks of
Liebert Corporation.